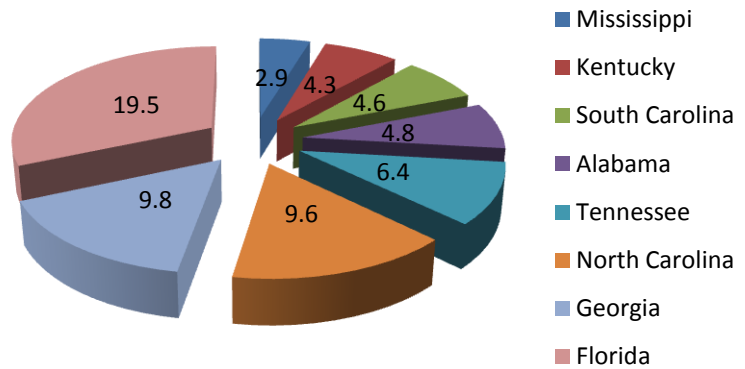


REGION IV: Challenges and Disparities

Population In Millions



The largest region with 61,762,344 people (*2011 U.S. Population Estimate*).

Great racial and ethnic diversity with 37% minorities and the largest Black population in the country with 13,012,728 African Americans more than double the number of any other region.

Most impacted by health disparities.

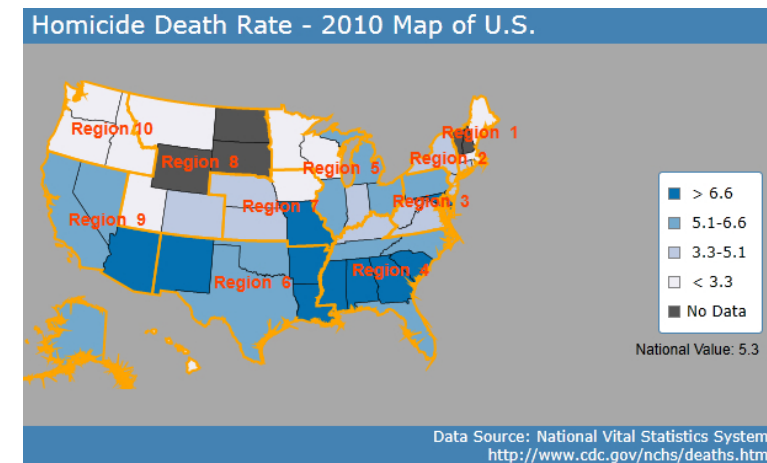
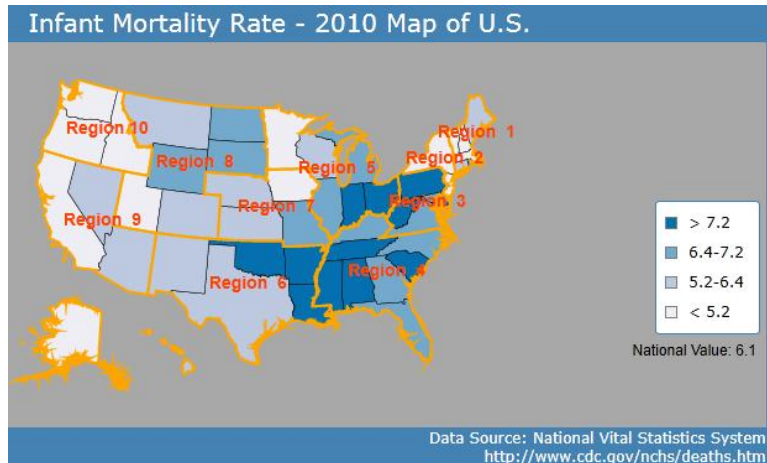
Tops all federal regions in infant mortality (with 7.2 deaths per 100,000 population); in homicide deaths (with 6.5 deaths per 100,000 population); and in drug poisoning deaths (with 14.5 per 100,000 population). (*2010 National Vital Statistics System*.)

Number one region in diagnosed cases of diabetes (10.9 % of adults), diagnosed hypertension (35.2% of adults), and medicated hypertension (80.2 % of those with hypertension taking medication). (*2011 Behavioral Risk Factor Surveillance System*)

28.9 % of adults are obese with a BMI of greater than 30 (*2011 Behavioral Risk Factor Surveillance System*).

21% of US deaths from heart disease occurred in Region IV in 2010. 128,042 people died, more than any other region. We have the third highest age-adjusted heart disease death rate among regions (188.6 per 100,000). (*2010 National Vital Statistics System*.)

22% of US deaths from stroke occurred in Region IV in 2010. 28,121 people died, more than any other region. We have the second highest age-adjusted stroke death rate among regions (41.8 per 100,000), second only to Region VI. (*2010 National Vital Statistics System*.)



208,195 adults and adolescents diagnosed with HIV - 23% of the national total of 888,921. (2010 CDC Division of HIV/AIDS Prevention), Table 21 Data for States and Metropolitan Statistical Areas.)

High illiteracy rates with 15.25% of our adults lacking basic prose literacy skills compared to 12.06% nationwide. (National Center for Education Statistics, 2003 Assessment of Adult Literacy)

17% of individuals in Region IV are below the poverty level compared to 14% nationwide. 9,773,009 individuals in our region lived in poverty in 2009. (US Department of Census 2009 American Community Survey.)

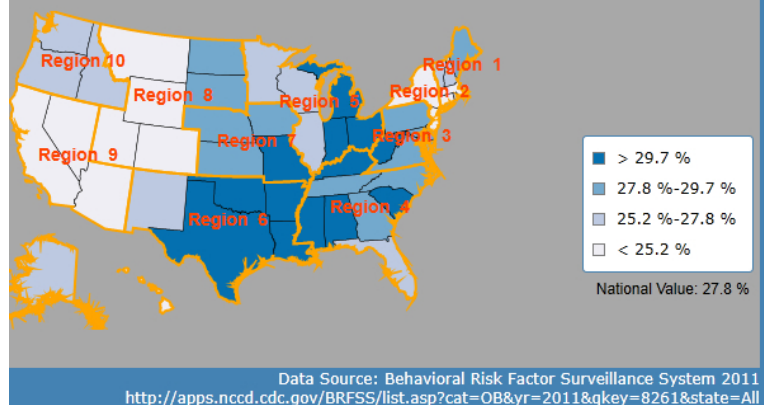
118,668 homeless (18% of the Nation's total homeless population of 656,129 in 2009). (The Alliance Report, State of Homelessness in America, 2011).

21.9% are without healthcare coverage of any kind. Second only to Region VI. (2011 Behavioral Risk Factor Surveillance System).

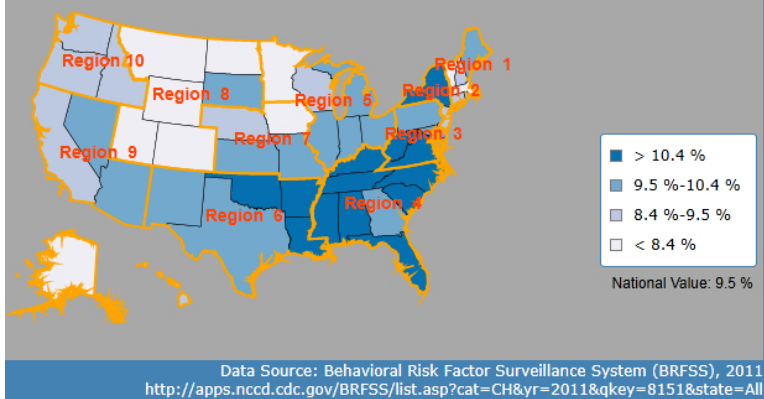
Prepared by Sharon Ricks, MA,
Deputy Regional Health
Administrator, U.S. Department of
Health and Human Services, Region
IV, sharon.ricks@hhs.gov,

404-562-7906

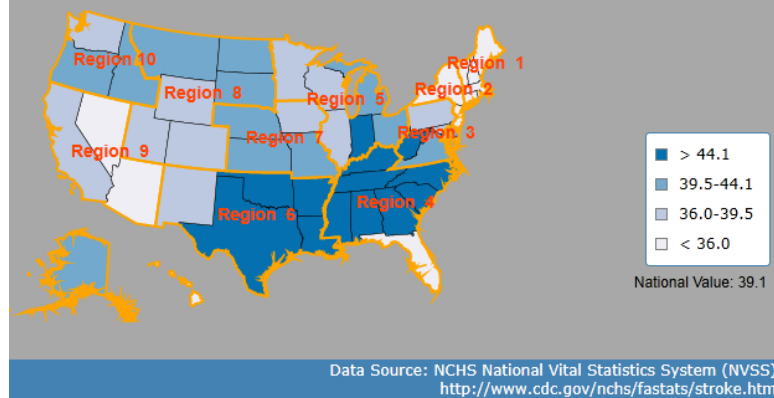
Adult Obesity - 2011 Map of U.S.



Diagnosed Diabetes - 2011 Map of U.S.



Stroke Death Rate - 2010 Map of U.S.



Centers for Disease Control and Prevention. Sortable Risk Factors and Health Indicators Website, last updated (April, 2013). Site accessed at <http://www.cdc.gov/sortablestats/>.